

## INTRODUCTION

The SMV Series, designed for surface mount applications, are small varistors manufactured in a leadless monoblock form. The SMV Series varistors have significantly lower profiles than our radial-leaded devices, thus reducing PC board design requirements. They are available with maximum continuous operating voltages (MCOV) ranging from 10VAC to 300VAC.

SMV Series are typically packaged in Tape and Reel packaging. To order in an alternate packaging scheme, please see the order code below or contact us.

### STYLE DESIGNATION

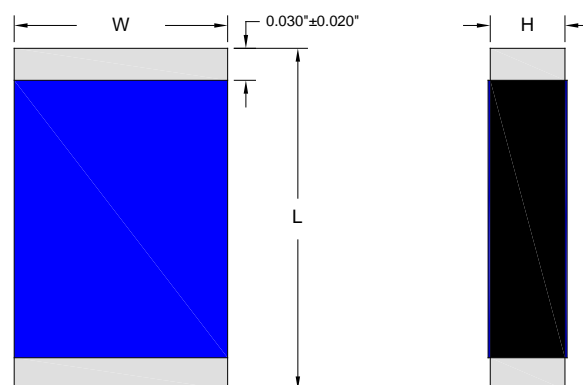
The Maida Style Number is the typical means to identify our components when ordered. The style number identifies several parameters that are important for the characteristics of the device. An alternative ordering method, if known, is by our Item Number.

The following example is the standard part numbering system when ordering our SMT Series components by the Maida Style Number:

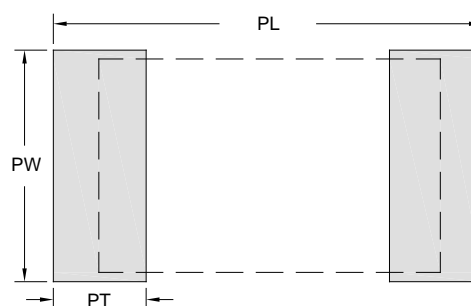
- |  |   |   |    |    |     |    |
|--|---|---|----|----|-----|----|
|  | 8 | S | 17 | SM | 131 | T6 |
| 1. <b>Package Description</b>  | ↑ | ↑ | ↑  | ↑  | ↑   | ↑  |
| 8 – Rectangular Block  |   |   |    |    |     |    |
| 2. <b>Size Designation</b>   |   | ↑ |    |    |     |    |
| S – 0.320" x 0.200" (3220)   |   |   |    |    |     |    |
| 4. <b>Configuration</b>  |   |   | ↑  |    |     |    |
| 17 – No leads  |   |   |    |    |     |    |
| 5. <b>Part Identifier</b>  |   |   |    | ↑  |     |    |
| SM – Surface Mount   |   |   |    |    |     |    |
| 6. <b>AC Voltage Rating</b>  |   |   |    |    | ↑   |    |
| Two significant figures plus number of zeroes that follow, i.e. 131 is 130 VAC |   |   |    |    |     |    |
| 7. <b>Packaging Code</b>   |   |   |    |    |     | ↑  |
| T6 – Tape and Reel<br>B – Bulk   |   |   |    |    |     |    |

### STANDARD MARKING

The SMV Series currently do not have markings. Special marking may be available upon request.



### Recommended Land Pad Layout



Maida Style Number	Recognitions To Safety Agency Standards						Nominal Size (mm)	Minimum Marking	Maximum Ratings						Electrical Characteristics				
									Applied Voltage		Transient				Varistor Voltage @ 1 mA DC		Max Clamping Voltage (@ Test Current)		Typical Cap. @ 1 kHz
											Energy		Peak Current						
											10 x 1000 $\mu$ sec	8 x 20 $\mu$ sec	8 x 20 $\mu$ sec # Pulses						
									A	B	C	D	E	F	(AC)	(DC)	(J)	(J)	(A)
8S17SM100	X						N/A	N/A	10	14	0.8	0.8	250	125	14.4	21.6	42	5	2000
8S17SM140	X						N/A	N/A	14	18	0.8	0.8	250	125	18.7	26.0	47	5	1600
8S17SM170	X						N/A	N/A	17	22	1	1	250	125	23.0	31.1	57	5	1300
8S17SM200	X						N/A	N/A	20	26	1.2	1.2	250	125	29.5	36.5	68	5	1100
8S17SM250	X						N/A	N/A	25	31	1.5	1.5	250	125	35	43	79	5	900
8S17SM300	X						N/A	N/A	30	38	1.8	1.8	250	125	42	52	92	5	800
8S17SM350	X						N/A	N/A	35	45	2.3	2.3	250	125	50	62	107	5	700
8S17SM400	X						N/A	N/A	40	56	3	3	250	125	61	75	127	5	600
8S17SM500	X						N/A	N/A	50	66	4	4	500	350	74	91	135	10	500
8S17SM600	X						N/A	N/A	60	81	5	5	500	350	90	110	165	10	400
8S17SM750	X						N/A	N/A	75	102	6	6	500	350	108	132	200	10	300
8S17SM950	X						N/A	N/A	95	127	8	8	500	350	135	165	250	10	250
8S17SM121	X						N/A	N/A	120	160	10	10	500	350	170	207	295	10	200
8S17SM131	X						N/A	N/A	130	175	11	11	500	350	184	228	340	10	180
8S17SM141	X						N/A	N/A	140	180	12	12	500	350	198	242	360	10	160
8S17SM151	X						N/A	N/A	150	200	13	13	500	350	212	268	395	10	150
8S17SM181	X						N/A	N/A	180	230	14	14	500	350	255	311	445	10	120
8S17SM231	X						N/A	N/A	230	300	20	20	500	350	324	396	595	10	100
8S17SM251	X						N/A	N/A	250	330	21	21	500	350	354	429	650	10	90
8S17SM271	X						N/A	N/A	270	360	23	23	500	350	382	466	710	10	80
8S17SM301	X						N/A	N/A	300	390	25	25	500	350	425	518	790	10	70

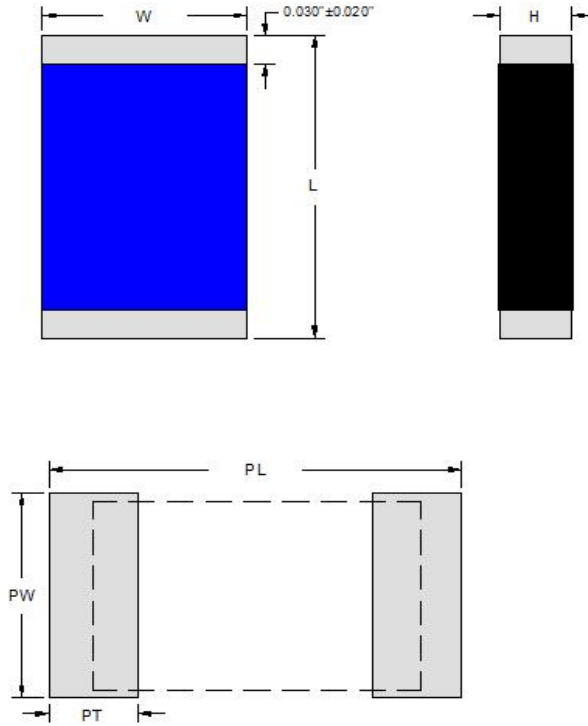
A = UL1449  
 B = cUL  
 C = CSA

D = VDE  
 E = DEMKO  
 F =

# SMV SERIES

## MECHANICAL SPECIFICATIONS

Style	Length (L)	Width (W)	MAX. Height (H)	Recommended Land Pad Length (PL)	Recommended Land Pad Width (PW)	Recommended Land Pad Thickness (PT)
8S17SM Series	0.320"±0.012"	0.200"±0.012"	0.077"	0.402"	0.217"	0.087"



### Recommended Reflow Profile

