

## INTRODUCTION

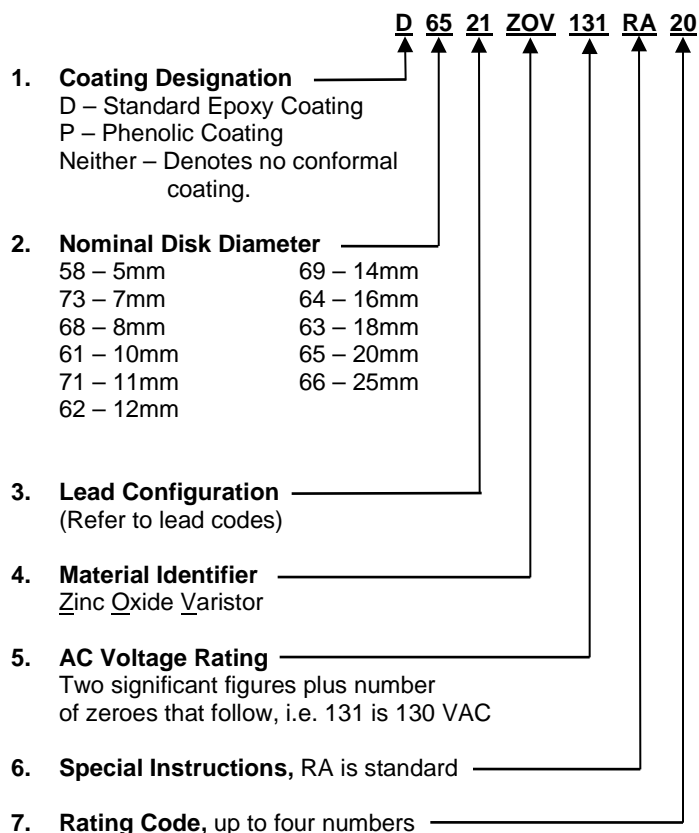
The Standard Series is our broadest and most comprehensive line of radial-leaded varistors. These components consist of wire leads and have nominal disk diameters from 5mm to 25mm. They are available with maximum continuous operating voltages (MCOV) ranging from 11VAC to 1000VAC (up to 1500VAC upon request).

The Standard Series is designed to handle most low and medium power applications requiring through-hole components. Most sizes are available in Tape and Reel and ammo pack.

### STYLE DESIGNATION

The Maida Style Number is the typical means to identify our components when ordered. The style number identifies several parameters that are important for the characteristics of the device. An alternative ordering method, if known, is by our Item Number. The Item Number is a unique designation for each MOV design, whereas numerous MOV designs may be made with the same Maida Style Number.

The following example is the standard part numbering system when ordering our Standard Series components by the Maida Style Number:



### STANDARD MARKING

Minimum marking shall consist of an abbreviated style designation and, when space is available, the manufacturer's initials or company logo.

For example:

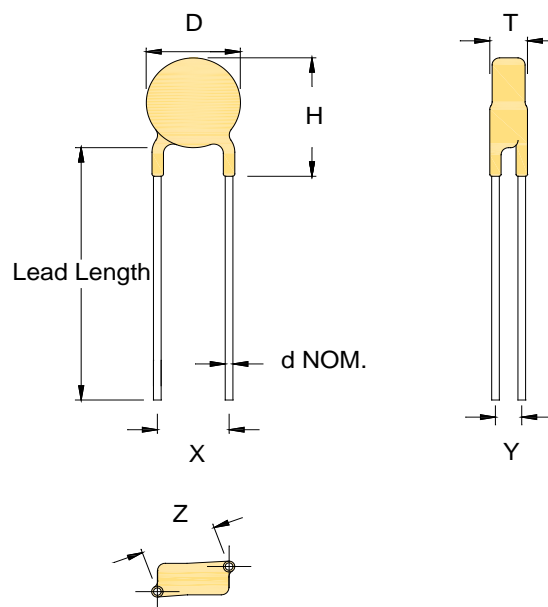
MDC  
Z131  
20UL

Where:

MDC - Company Initials  
Z - Zinc Oxide Varistor  
131 - AC Voltage rating (130VAC)  
20 - Rating code  
UL - UL recognition, if applicable

A manufacturing date code and/or special markings are available upon request.

Other safety agency designations are included where applicable.



# STANDARD SERIES

# ELECTRICAL SPECIFICATIONS

Maida Style Number	Recognitions To Safety Agency Standards						Nominal Size (mm)	Minimum Marking	Maximum Ratings						Electrical Characteristics				
									Continuous		Transient				Varistor Voltage @ 1 mA DC		Max Clamping Voltage (@ Test Current)		Typical Cap. 1 V rms @ 1kHz
									Applied Voltage		Energy		Peak Current						
											10 x 1000 $\mu$ sec	8 x 20 $\mu$ sec	# Pulses						
									(AC)	(DC)	(J)	(J)	(A)	(A)	Vmin	Vmax	(V)	(A)	(pF)
D58ZOV110RA00	X						5	Z110 - 00UL	11	14	0.6	0.6	250	125	16	20	40	1	2200
D73ZOV110RA01	X						7	Z110 - 01UL	11	14	1.1	1.1	500	250	16	20	36	2.5	3500
D6121ZOV110RA02	X						10	Z110 - 02UL	11	14	2.6	2.6	1000	500	16	20	36	5	7500
D6921ZOV110RA04	X						14	Z110 - 04UL	11	14	5.2	5.2	2000	1000	16	20	36	10	18000
D6521ZOV110RA10	X						20	Z110 - 10UL	11	14	13	13	3000	2000	16	20	36	20	37000
D58ZOV140RA00	X						5	Z140 - 00UL	14	18	0.7	0.7	250	125	20	24	48	1	2000
D73ZOV140RA01	X						7	Z140 - 01UL	14	18	1.3	1.3	500	250	20	24	43	2.5	2800
D6121ZOV140RA02	X						10	Z140 - 02UL	14	18	3.2	3.2	1000	500	20	24	43	5	6000
D6921ZOV140RA04	X						14	Z140 - 04UL	14	18	6.3	6.3	2000	1000	20	24	43	10	15000
D6521ZOV140RA13	X						20	Z140 - 13UL	14	18	16	16	3000	2000	20	24	43	20	30000
D58ZOV170RA00	X						5	Z170 - 00UL	17	22	0.9	0.9	250	125	24	30	60	1	1600
D73ZOV170RA01	X						7	Z170 - 01UL	17	22	1.6	1.6	500	250	24	30	53	2.5	2000
D6121ZOV170RA03	X						10	Z170 - 03UL	17	22	3.9	3.9	1000	500	24	30	53	5	4000
D6921ZOV170RA05	X						14	Z170 - 05UL	17	22	7.8	7.8	2000	1000	24	30	53	10	10000
D6521ZOV170RA15	X						20	Z170 - 15UL	17	22	19	19	3000	2000	24	30	53	20	22000
D58ZOV200RA00	X						5	Z200 - 00UL	20	26	1.1	1.1	250	125	30	36	73	1	1675
D73ZOV200RA01	X						7	Z200 - 01UL	20	26	2	2	500	250	30	36	65	2.5	3614
D6121ZOV200RA03	X						10	Z200 - 03UL	20	26	4.8	4.8	1000	500	30	36	65	5	6655
D6921ZOV200RA06	X						14	Z200 - 06UL	20	26	9.5	9.5	2000	1000	30	36	65	10	14447
D6521ZOV200RA20	X						20	Z200 - 20UL	20	26	24	24	3000	2000	30	36	65	20	33064
D58ZOV250RA01	X						5	Z250 - 01UL	25	31	1.2	1.2	250	125	35	43	86	1	1417
D73ZOV250RA02	X						7	Z250 - 02UL	25	31	2.4	2.4	500	250	35	43	77	2.5	3058
D6121ZOV250RA04	X						10	Z250 - 04UL	25	31	5.6	5.6	1000	500	35	43	77	5	5632
D6921ZOV250RA07	X						14	Z250 - 07UL	25	31	11	11	2000	1000	35	43	77	10	12225
D6521ZOV250RA24	X						20	Z250 - 24UL	25	31	28	28	3000	2000	35	43	77	20	27977
D58ZOV300RA01	X						5	Z300 - 01UL	30	38	1.5	1.5	250	125	42	52	99	1	1176
D73ZOV300RA02	X						7	Z300 - 02UL	30	38	2.8	2.8	500	250	42	52	93	2.5	2537
D6121ZOV300RA05	X						10	Z300 - 05UL	30	38	6.8	6.8	1000	500	42	52	93	5	4673
D6921ZOV300RA09	X						14	Z300 - 09UL	30	38	14	14	2000	1000	42	52	93	10	10144
D6321ZOV300RA26	X						18	Z300 - 26UL	30	38	26	26	2500	1500	42	52	93	20	18230
D6521ZOV300RA30	X						20	Z300 - 30UL	30	38	34	34	3000	2000	42	52	93	20	23215
D58ZOV350RA01	X						5	Z350 - 01UL	35	45	1.8	1.8	250	125	50	62	117	1	987
D73ZOV350RA02	X						7	Z350 - 02UL	35	45	3.4	3.4	500	250	50	62	110	2.5	2130
D6121ZOV350RA06	X						10	Z350 - 06UL	35	45	8.1	8.1	1000	500	50	62	110	5	3922
D6921ZOV350RA10	X						14	Z350 - 10UL	35	45	16	16	2000	1000	50	62	110	10	8514
D6521ZOV350RA35	X						20	Z350 - 35UL	35	45	41	41	3000	2000	50	62	110	20	19484
D58ZOV400RA01	X						5	Z400 - 01UL	40	56	2.2	2.2	250	125	61	75	138	1	438
D73ZOV400RA03	X						7	Z400 - 03UL	40	56	5.2	5.2	500	250	61	75	135	2.5	945
D6121ZOV400RA07	X						10	Z400 - 07UL	40	56	13	13	1000	500	61	75	135	5	1627
D6921ZOV400RA12	X						14	Z400 - 12UL	40	56	20	20	2000	1000	61	75	135	10	3285
D6521ZOV400RA40	X						20	Z400 - 40UL	40	56	49	49	3000	2000	61	75	135	20	7517
D58ZOV500RA01	X						5	Z500 - 01UL	50	66	3.5	3.5	800	600	74	90	163	5	364
D73ZOV500RA02	X						7	Z500 - 02UL	50	66	7	7	1750	1250	74	90	157	10	767
D6121ZOV500RA03	X						10	Z500 - 03UL	50	66	14	14	3500	2500	74	90	147	25	1375
D7121ZOV500RA04	X						11	Z500 - 04UL	50	66	19	19	4000	2800	74	90	147	30	1533
D6221ZOV500RA05	X						12	Z500 - 05UL	50	66	22	22	4500	3200	74	90	147	40	2602
D6921ZOV500RA06	X						14	Z500 - 06UL	50	66	28	28	6000	5000	74	90	147	50	2829
D6521ZOV500RA42	X						20	Z500 - 42UL	50	66	56	56	10000	7000	74	90	147	100	5041
D58ZOV600RA01	X						5	Z600 - 01UL	60	81	4.5	4.5	800	600	90	110	190	5	299
D73ZOV600RA02	X						7	Z600 - 02UL	60	81	9	9	1750	1250	90	110	180	10	629
D6121ZOV600RA03	X						10	Z600 - 03UL	60	81	18	18	3500	2500	90	110	175	25	1128
D7121ZOV600RA04	X						11	Z600 - 04UL	60	81	20	20	4000	2800	90	110	175	30	1257
D6221ZOV600RA05	X						12	Z600 - 05UL	60	81	22	22	4500	3200	90	110	175	40	2133
D6921ZOV600RA06	X						14	Z600 - 06UL	60	81	36	36	6000	5000	90	110	175	50	2319
D6521ZOV600RA45	X						20	Z600 - 45UL	60	81	72	72	10000	7000	90	110	175	100	5264
D58ZOV750RA01	X						5	Z750 - 01UL	75	102	5.5	5.5	800	600	108	132	220	5	249
D73ZOV750RA02	X						7	Z750 - 02UL	75	102	11	11	1750	1250	108	132	220	10	524
D6121ZOV750RA03	X						10	Z750 - 03UL	75	102	22	22	3500	2500	108	132	210	25	940
D7121ZOV750RA04	X						11	Z750 - 04UL	75	102	22	22	4000	2800	108	132	210	30	1048
D6221ZOV750RA05	X						12	Z750 - 05UL	75	102	27	27	4500	3200	108	132	210	40	1778
D6921ZOV750RA06	X						14	Z750 - 06UL	75	102	44	44	6000	5000	108	132	210	50	1933
D6521ZOV750RA55	X						20	Z750 - 55UL	75	102	88	88	10000	7000	108	132	210	100	4387
D58ZOV950RA01	X						5	Z950 - 01UL	95	127	6.6	6.6	800	600	135	165	240	5	118
D73ZOV950RA02	X						7	Z950 - 02UL	95	127	13	13	1750	1250	135	165	255	10	255
D6121ZOV950RA03	X						10	Z950 - 03UL	95	127	25	25	3500	2500	135	165	255	25	469
D7121ZOV950RA04	X						11	Z950 - 04UL	95	127	28	28	4000	2800	135	165	255	30	537
D6221ZOV950RA05	X						12	Z950 - 05UL	95	127	33	33	4500	3200	135	165	255	40	924
D6921ZOV950RA06	X						14	Z950 - 06UL	95	127	53	53	6000	5000	135	165	255	50	1019
D6521ZOV950RA65	X						20	Z950 - 65UL	95	127	106	106	10000	7000	135	165	255	100	2331

# STANDARD SERIES

# ELECTRICAL SPECIFICATIONS

Maida Style Number	Recognitions To Safety Agency Standards						Nominal Size (mm)	Minimum Marking	Maximum Ratings						Electrical Characteristics				
									Applied Voltage		Transient				Varistor Voltage @ 1 mA DC		Max Clamping Voltage (@ Test Current)		Typical Cap. @ 1 kHz
											Energy	Peak Current							
												10 x 1000 $\mu$ sec	8 x 20 $\mu$ sec	# Pulses					
									(AC)	(DC)	(J)	(J)	(A)	(A)	Vmin (V)	Vmax (V)	(V)	(A)	
D58ZOV121RA02	X						5	Z121 - 02UL	120	160	8	8	800	600	170	207	310	5	118
D73ZOV121RA03	X						7	Z121 - 03UL	120	160	16	16	1750	1250	170	207	320	10	255
D68ZOV121RA03	X						8	Z121 - 03UL8	120	160	19	19	2500	1700	170	207	320	15	327
D6121ZOV121RA04	X						10	Z121 - 04UL	120	160	33	33	3500	2500	170	207	320	25	469
D7121ZOV121RA05	X						11	Z121 - 05UL	120	160	36	36	4000	2800	170	207	320	30	537
D6221ZOV121RA07	X						12	Z121 - 07UL	120	160	41	41	4500	3200	170	207	320	40	924
D6921ZOV121RA09	X						14	Z121 - 09UL	120	160	52	52	6000	5000	170	207	320	50	1019
D6421ZOV121RA10							16	Z121 - 10	120	160	58	58	6300	5300	170	207	320	70	1506
D6321ZOV121RA65	X						18	Z121 - 65UL	120	160	65	65	7500	6500	170	207	320	100	1830
D6521ZOV121RA20	X						20	Z121 - 20UL	120	160	130	130	10000	7000	170	207	320	100	2331
D58ZOV131RA02	X		X				5	Z131 - 02UL	130	175	8.5	8.5	800	600	184	224	350	5	116
D73ZOV131RA03	X	X	X				7	Z131 - 03UL	130	175	17.5	17.5	1750	1250	184	224	340	10	250
D68ZOV131RA03	X	X					8	Z131 - 03UL8	130	175	27	27	2300	1500	184	224	340	15	316
D6121ZOV131RA04	X	X	X				10	Z131 - 04UL	130	175	45	45	3500	2500	184	224	340	25	438
D7121ZOV131RA05	X	X					11	Z131 - 05UL	130	175	48	48	4000	2800	184	224	340	30	494
D6221ZOV131RA07	X	X					12	Z131 - 07UL	130	175	53	53	4500	3200	184	224	340	40	835
D6921ZOV131RA09	X	X	X				14	Z131 - 09UL	130	175	70	70	6500	5000	184	224	340	50	890
D6421ZOV131RA10		X					16	Z131 - 10	130	175	100	100	7700	6000	184	224	340	70	1304
D6321ZOV131RA70	X	X					18	Z131 - 70UL	130	175	130	130	9000	7000	184	224	340	100	1571
D6521ZOV131RA20	X	X	X				20	Z131 - 20UL	130	175	150	150	12000	9000	184	224	340	100	2001
D6694ZOV131RA140	X	X					25	Z131 - 140UL	130	175	170	170	18000	13000	184	224	340	100	3634
D58ZOV141RA02	X		X				5	Z141 - 02UL	140	180	9	9	800	600	198	242	380	5	111
D73ZOV141RA03	X	X	X				7	Z141 - 03UL	140	180	20	20	1750	1250	198	242	360	10	232
D68ZOV141RA03	X	X					8	Z141 - 03UL8	140	180	30	30	2400	1700	198	242	360	15	293
D6121ZOV141RA04	X	X	X				10	Z141 - 04UL	140	180	50	50	3500	2500	198	242	360	25	407
D7121ZOV141RA05	X	X					11	Z141 - 05UL	140	180	54	54	4000	2800	198	242	360	30	458
D6221ZOV141RA07	X	X					12	Z141 - 07UL	140	180	59	59	4500	3200	198	242	360	40	775
D6921ZOV141RA09	X	X	X				14	Z141 - 09UL	140	180	78	78	6500	5000	198	242	360	50	825
D6421ZOV141RA10		X					16	Z141 - 10UL	140	180	106	106	7700	6000	198	242	360	70	1209
D6321ZOV141RA75	X	X					18	Z141 - 75UL	140	180	135	135	9000	7000	198	242	360	100	1457
D6521ZOV141RA20	X	X	X				20	Z141 - 20UL	140	180	160	160	12000	9000	198	242	360	100	1855
D6694ZOV141RA150	X	X					25	Z141 - 150UL	140	180	180	180	18000	13000	198	242	360	100	3370
D58ZOV151RA02	X		X				5	Z151 - 02UL	150	200	10.5	10.5	800	600	212	259	430	5	101
D73ZOV151RA03	X	X	X				7	Z151 - 03UL	150	200	21	21	1750	1250	212	259	395	10	212
D68ZOV151RA03	X	X					8	Z151 - 03UL8	150	200	30	30	2300	1700	212	259	395	15	268
D6121ZOV151RA04	X	X	X				10	Z151 - 04UL	150	200	55	55	3500	2500	212	259	395	25	373
D7121ZOV151RA05	X	X					11	Z151 - 05UL	150	200	58	58	4000	2800	212	259	395	30	420
D6221ZOV151RA07	X	X					12	Z151 - 07UL	150	200	64	64	4500	3200	212	259	395	40	710
D6921ZOV151RA09	X	X	X				14	Z151 - 09UL	150	200	84	84	6500	5000	212	259	395	50	756
D6421ZOV151RA10		X					16	Z151 - 10	150	200	112	112	7700	6000	212	259	395	70	1108
D6321ZOV151RA80	X	X					18	Z151 - 80UL	150	200	140	140	9000	7000	212	259	395	100	1336
D6521ZOV151RA20	X	X	X				20	Z151 - 20UL	150	200	170	170	12000	9000	212	259	395	100	1701
D6694ZOV151RA160	X	X					25	Z151 - 160UL	150	200	190	190	18000	13000	212	259	395	100	3089
D58ZOV181RA02	X		X				5	Z181 - 02UL	180	230	11	11	800	600	255	311	510	5	87
D73ZOV181RA03	X	X	X				7	Z181 - 03UL	180	230	24	24	1750	1250	255	311	445	10	182
D68ZOV181RA03	X	X					8	Z181 - 03UL8	180	230	32	32	2400	1700	255	311	445	15	230
D6121ZOV181RA04	X	X	X				10	Z181 - 04UL	180	230	60	60	3500	2500	255	311	465	25	319
D6221ZOV181RA07	X	X					12	Z181 - 07UL	180	230	62	62	4500	3200	255	311	465	40	609
D6921ZOV181RA09	X	X	X				14	Z181 - 09UL	180	230	100	100	6000	5000	255	311	465	50	648
D6321ZOV181RA100	X						18	Z181 - 100UL	180	230	150	150	7500	6000	255	311	465	100	1145
D6521ZOV181RA20	X	X	X				20	Z181 - 20UL	180	230	190	190	10000	7000	255	311	465	100	1458
D6694ZOV181RA200	X	X					25	Z181 - 200UL	180	230	200	200	13000	9000	255	311	465	100	2648
D58ZOV211RA07	X						5	Z211 - 07UL	210	270	13	13	800	600	297	363	545	5	74
D73ZOV211RA18	X	X	X				7	Z211 - 18UL	210	270	28	28	1750	1250	297	363	545	10	154
D612OV211RA30	X	X	X				10	Z211 - 30UL	210	270	58	58	3500	2500	297	363	545	25	271
D62ZOV211RA45	X	X					12	Z211 - 45UL	210	270	66	66	4500	3200	297	363	545	40	516
D69ZOV211RA65	X	X	X				14	Z211 - 65UL	210	270	120	120	6000	4500	297	363	545	50	550
D63ZOV211RA100	X	X					18	Z211 - 100UL	210	270	185	185	7500	6000	297	363	545	75	971
D65ZOV211RA110	X	X	X				20	Z211 - 110UL	210	270	230	230	10000	6500	297	363	545	100	1237
D6694ZOV211RA220	X	X					25	Z211 - 220UL	210	270	250	250	13000	9000	297	363	545	100	2247
D58ZOV231RA08	X						5	Z231 - 08UL	230	300	16	16	800	600	326	397	595	5	68
D73ZOV231RA20	X	X	X				7	Z231 - 20UL	230	300	32	32	1750	1250	326	397	595	10	141
D68ZOV231RA20		X					8	Z231 - 20	230	300	42	42	2400	1700	326	397	595	15	179
D61ZOV231RA35	X	X	X				10	Z231 - 35UL	230	300	65	65	3500	2500	326	397	595	25	248
D62ZOV231RA50	X	X					12	Z231 - 50UL	230	300	70	70	4500	3200	326	397	595	40	473
D69ZOV231RA70	X	X	X				14	Z231 - 70UL	230	300	135	135	6000	4500	326	397	595	50	504
D63ZOV231RA80	X	X					18	Z231 - 80UL	230	300	215	215	7500	6000	326	397	595	100	890
D65ZOV231RA115	X	X	X				20	Z231 - 115UL	230	300	270	270	10000	6500	326	397	595	100	1134
D6694ZOV231RA230	X	X					25	Z231 - 230UL	230	300	280	280	13000	9000	326	397	595	100	2059

# STANDARD SERIES

# ELECTRICAL SPECIFICATIONS

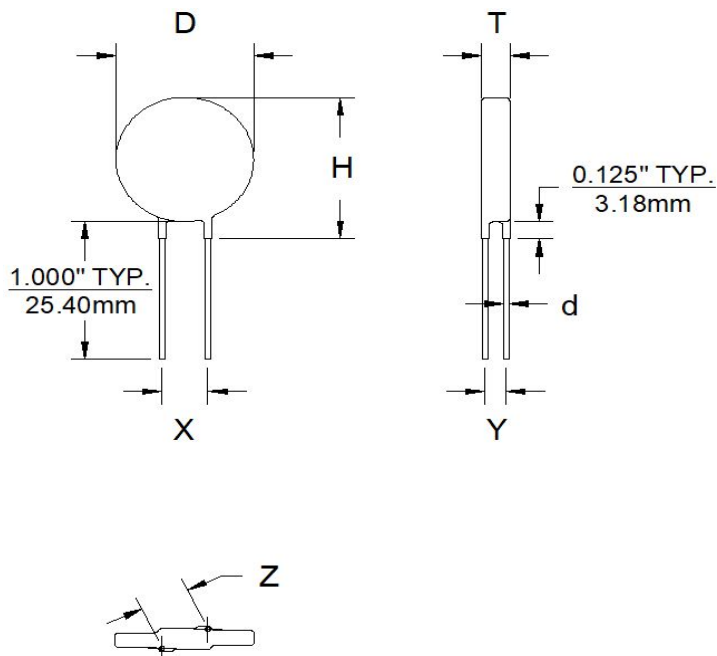
Maida Style Number	Recognitions To Safety Agency Standards						Nominal Size (mm)	Minimum Marking	Maximum Ratings						Electrical Characteristics				
									Applied Voltage		Energy		Peak Current		Varistor Voltage @ 1 mA DC		Max Clamping Voltage (@ Test Current)		Typical Cap. @ 1 kHz
													# Pulses						
											10 x 1000 $\mu$ sec	8 x 20 $\mu$ sec	1	2					
									(AC)	(DC)	(J)	(J)	(A)	(A)	(V)	(V)	(V)	(A)	(pF)
D58ZOV251RA08	X						5	Z251 - 08UL	250	330	17	17	800	600	354	432	675	5	62
D73ZOV251RA21	X	X		X			7	Z251 - 21UL	250	330	35	35	1750	1250	354	432	650	10	131
D68ZOV251RA21		X					8	Z251 - 21	250	330	45	45	2400	1700	354	432	650	15	165
D61ZOV251RA40	X	X		X			10	Z251 - 40UL	250	330	70	70	3500	2500	354	432	650	25	229
D62ZOV251RA55	X	X					12	Z251 - 55UL	250	330	80	80	4500	3200	354	432	650	40	437
D69ZOV251RA72	X	X		X			14	Z251 - 72UL	250	330	145	145	6000	4500	354	432	650	50	465
D63ZOV251RA90	X	X					18	Z251 - 90UL	250	330	240	240	7500	6000	354	432	650	75	822
D65ZOV251RA130	X	X		X			20	Z251 - 130UL	250	330	300	300	10000	6500	354	432	650	100	1047
D6694ZOV251RA260	X	X					25	Z251 - 260UL	250	330	315	315	13000	9000	354	432	650	100	1901
D58ZOV271RA09	X						5	Z271 - 09UL	270	360	20	20	800	600	382	466	740	5	58
D73ZOV271RA23	X	X		X			7	Z271 - 23UL	270	360	40	40	1750	1250	382	466	710	10	121
D68ZOV271RA23		X					8	Z271 - 23	270	360	52	52	2400	1700	382	466	710	15	153
D61ZOV271RA43	X	X		X			10	Z271 - 43UL	270	360	80	80	3500	2500	382	466	710	25	213
D62ZOV271RA60	X	X					12	Z271 - 60UL	270	360	91	91	4500	3200	382	466	710	40	406
D69ZOV271RA75	X	X		X			14	Z271 - 75UL	270	360	160	160	6000	4500	382	466	710	50	432
D63ZOV271RA100	X	X					18	Z271 - 100UL	270	360	260	260	7500	6000	382	466	710	75	763
D65ZOV271RA140	X	X		X			20	Z271 - 140UL	270	360	325	325	10000	6500	382	466	710	100	972
D6694ZOV271RA280	X	X					25	Z271 - 280UL	270	360	340	340	13000	9000	382	466	710	100	1765
D58ZOV301RA10	X						5	Z301 - 10UL	300	390	21	21	800	600	425	518	810	5	52
D73ZOV301RA25	X	X		X			7	Z301 - 25UL	300	390	42	42	1750	1250	425	518	790	10	108
D68ZOV301RA25		X					8	Z301 - 25	300	390	55	55	2400	1700	425	518	790	15	137
D61ZOV301RA45	X	X		X			10	Z301 - 45UL	300	390	85	85	3500	2500	425	518	790	25	190
D62ZOV301RA65	X	X					12	Z301 - 65UL	300	390	105	105	4500	3200	425	518	790	40	363
D69ZOV301RA80	X	X		X			14	Z301 - 80UL	300	390	175	175	6000	4500	425	518	790	50	386
D63ZOV301RA105	X	X					18	Z301 - 105UL	300	390	280	280	7500	6000	425	518	790	75	682
D65ZOV301RA150	X	X		X			20	Z301 - 150UL	300	390	350	350	10000	6500	425	518	790	100	869
D6694ZOV301RA300	X	X					25	Z301 - 300UL	300	390	360	360	13000	9000	425	518	790	100	1577
D58ZOV321RA11	X						5	Z321 - 11UL	320	420	21	21	800	600	453	553	850	5	49
D73ZOV321RA27	X	X					7	Z321 - 27UL	320	420	46	46	1750	1250	453	553	850	10	102
D61ZOV321RA45	X	X		X			10	Z321 - 45UL	320	420	92	92	3500	2500	453	553	850	25	179
D62ZOV321RA70	X	X					12	Z321 - 70UL	320	420	140	140	4500	3200	453	553	850	40	341
D69ZOV321RA90	X	X		X			14	Z321 - 90UL	320	420	190	190	6000	4500	453	553	850	50	363
D63ZOV321RA110	X	X					18	Z321 - 110UL	320	420	310	310	7500	6000	453	553	850	75	641
D65ZOV321RA160	X	X		X			20	Z321 - 160UL	320	420	385	385	10000	6500	453	553	850	100	816
D6694ZOV321RA320	X	X					25	Z321 - 320UL	320	420	430	430	13000	9000	453	553	850	100	1483
D58ZOV361RA12	X						5	Z361 - 12UL	360	470	22	22	800	600	522	638	960	5	42
D73ZOV361RA28	X	X					7	Z361 - 28UL	360	470	47	47	1750	1250	522	638	960	10	88
D61ZOV361RA45	X	X		X			10	Z361 - 45UL	360	470	97	97	3500	2500	522	638	960	25	154
D62ZOV361RA70	X	X					12	Z361 - 70UL	360	470	145	145	4500	3200	522	638	960	40	294
D69ZOV361RA85	X	X		X			14	Z361 - 85UL	360	470	205	205	6000	4500	522	638	960	50	313
D63ZOV361RA110	X	X					18	Z361 - 110UL	360	470	320	320	7500	6000	522	638	960	75	553
D65ZOV361RA160	X	X		X			20	Z361 - 160UL	360	470	410	410	10000	6500	522	638	960	100	704
D6694ZOV361RA320	X	X					25	Z361 - 320UL	360	470	440	440	13000	9000	522	638	960	100	1278
D58ZOV391RA13	X						5	Z391 - 13UL	390	500	25	25	800	600	552	674	1040	5	40
D73ZOV391RA29	X	X					7	Z391 - 29UL	390	500	51	51	1750	1250	552	674	1040	10	83
D61ZOV391RA45	X	X		X			10	Z391 - 45UL	390	500	107	107	3500	2500	552	674	1025	25	146
D62ZOV391RA70	X	X					12	Z391 - 70UL	390	500	150	150	4500	3200	552	674	1025	40	278
D69ZOV391RA85	X	X		X			14	Z391 - 85UL	390	500	215	215	6000	4500	552	674	1025	50	297
D63ZOV391RA110	X	X					18	Z391 - 110UL	390	500	330	330	7500	6000	552	674	1025	75	524
D65ZOV391RA150	X	X		X			20	Z391 - 150UL	390	500	420	420	10000	6500	552	674	1025	100	667
D6694ZOV391RA320	X	X					25	Z391 - 320UL	390	500	460	460	13000	9000	552	674	1025	100	1211
D58ZOV421RA14	X						5	Z421 - 14UL	420	560	26	26	800	600	594	725	1130	5	37
D73ZOV421RA30	X	X					7	Z421 - 30UL	420	560	57	57	1750	1250	594	725	1120	10	77
D61ZOV421RA45	X	X		X			10	Z421 - 45UL	420	560	110	110	3500	2500	594	725	1120	25	136
D62ZOV421RA70	X	X					12	Z421 - 70UL	420	560	156	156	4500	3200	594	725	1120	40	258
D69ZOV421RA90	X	X		X			14	Z421 - 90UL	420	560	225	225	6000	4500	594	725	1120	50	275
D63ZOV421RA110	X	X					18	Z421 - 110UL	420	560	340	340	7500	6000	594	725	1120	75	486
D65ZOV421RA160	X	X		X			20	Z421 - 160UL	420	560	430	430	10000	6500	594	725	1120	100	618
D6694ZOV421RA320	X	X					25	Z421 - 320UL	420	560	480	480	13000	9000	594	725	1120	100	1123
D58ZOV461RA17							5	Z461 - 17	460	615	25	25	800	600	651	795	1240	5	34
D61ZOV461RA50	X	X		X			10	Z461 - 50UL	460	615	115	115	3500	2500	651	795	1240	25	124
D62ZOV461RA75	X	X					12	Z461 - 75UL	460	615	162	162	4500	3200	651	795	1240	40	236
D69ZOV461RA100	X	X		X			14	Z461 - 100UL	460	615	230	230	6000	4500	651	795	1240	50	251
D63ZOV461RA120	X	X					18	Z461 - 120UL	460	615	360	360	7500	6000	651	795	1240	75	443
D65ZOV461RA175	X	X		X			20	Z461 - 175UL	460	615	450	450	10000	6500	651	795	1240	100	565
D6694ZOV461RA340	X	X					25	Z461 - 340UL	460	615	500	500	13000	9000	651	795	1240	100	1025

Maida Style Number	Recognitions To Safety Agency Standards						Nominal Size (mm)	Minimum Marking	Maximum Ratings						Electrical Characteristics					
									Applied Voltage		Transient				Varistor Voltage @ 1 mA DC		Max Clamping Voltage (@ Test Current)		Typical Cap. 1 V rms @ 1kHz (pF)	
											Energy	Peak Current		Vmin (V)						Vmax (V)
												10 x 1000 $\mu$ sec (J)	8 x 20 $\mu$ sec (J)							
									(AC)	(DC)	(J)	(J)	(A)	(A)	(V)	(V)	(V)	(A)		
D61ZOV481RA50	X	X	X				10	Z481 - 50UL	480	640	120	120	3500	2500	679	829	1300	25	119	
D62ZOV481RA80	X	X					12	Z481 - 80UL	480	640	167	167	4500	3200	679	829	1300	40	227	
D69ZOV481RA105	X	X	X				14	Z481 - 105UL	480	640	235	235	6000	4500	679	829	1300	50	242	
D63ZOV481RA130	X	X					18	Z481 - 130UL	480	640	365	365	7500	6000	679	829	1300	75	427	
D65ZOV481RA180	X	X	X				20	Z481 - 180UL	480	640	460	460	10000	6500	679	829	1300	100	544	
D6694ZOV481RA360	X	X					25	Z481 - 360UL	480	640	510	510	13000	9000	679	829	1300	100	989	
D61ZOV511RA55	X	X	X				10	Z511 - 55UL	510	675	125	125	3500	2500	722	881	1350	25	112	
D62ZOV511RA85	X	X					12	Z511 - 85UL	510	675	172	172	4500	3200	722	881	1350	40	213	
D69ZOV511RA110	X	X	X				14	Z511 - 110UL	510	675	240	240	6000	4500	722	881	1350	50	227	
D63ZOV511RA140	X	X					18	Z511 - 140UL	510	675	375	375	7500	6000	722	881	1350	75	401	
D65ZOV511RA190	X	X	X				20	Z511 - 190UL	510	675	470	470	10000	6500	722	881	1350	100	510	
D6694ZOV511RA380	X	X					25	Z511 - 380UL	510	675	525	525	13000	9000	722	881	1350	100	927	
D61ZOV551RA60	X	X	X				10	Z551 - 60UL	550	700	130	130	3500	2500	778	950	1400	25	104	
D62ZOV551RA90	X	X					12	Z551 - 90UL	550	700	192	192	4500	3200	778	950	1400	40	198	
D69ZOV551RA115	X	X	X				14	Z551 - 115UL	550	700	255	255	6000	4500	778	950	1400	50	211	
D63ZOV551RA145	X	X					18	Z551 - 145UL	550	700	405	405	7500	6000	778	950	1400	75	373	
D65ZOV551RA200	X	X	X				20	Z551 - 200UL	550	700	510	510	10000	6500	778	950	1400	100	475	
D6694ZOV551RA400	X	X					25	Z551 - 400UL	550	700	540	540	13000	9000	778	950	1400	100	862	
D61ZOV581RA65	X	X	X				10	Z581 - 65UL	580	735	140	140	3500	2500	821	1002	1500	25	98	
D62ZOV581RA95	X	X					12	Z581 - 95UL	580	735	202	202	4500	3200	821	1002	1500	40	187	
D69ZOV581RA120	X	X	X				14	Z581 - 120UL	580	735	265	265	6000	4500	821	1002	1500	50	199	
D63ZOV581RA160	X	X					18	Z581 - 160UL	580	735	425	425	7500	6000	821	1002	1500	75	352	
D65ZOV581RA220	X	X	X				20	Z581 - 220UL	580	735	530	530	10000	6500	821	1002	1500	100	449	
D6694ZOV581RA440	X	X					25	Z581 - 440UL	580	735	560	560	13000	9000	821	1002	1500	100	815	
D61ZOV621RA65	X	X	X				10	Z621 - 65UL	620	800	145	145	3500	2500	877	1071	1650	25	92	
D62ZOV621RA100	X	X					12	Z621 - 100UL	620	800	215	215	4500	3200	877	1071	1650	40	175	
D69ZOV621RA130	X	X	X				14	Z621 - 130UL	620	800	290	290	6000	4500	877	1071	1650	50	186	
D63ZOV621RA170	X	X					18	Z621 - 170UL	620	800	450	450	7500	6000	877	1071	1650	75	329	
D65ZOV621RA230	X	X	X				20	Z621 - 230UL	620	800	565	565	10000	6500	877	1071	1650	100	419	
D6694ZOV621RA460	X	X					25	Z621 - 460UL	620	800	600	600	13000	9000	877	1071	1650	100	761	
D61ZOV681RA70	X	X	X				10	Z681 - 70UL	680	860	155	155	3500	2500	962	1175	1800	25	84	
D62ZOV681RA105	X	X					12	Z681 - 105UL	680	860	232	232	4500	3200	962	1175	1800	40	160	
D69ZOV681RA150	X	X	X				14	Z681 - 150UL	680	860	310	310	6000	4500	962	1175	1800	50	170	
D63ZOV681RA200	X	X					18	Z681 - 200UL	680	860	500	500	7500	6000	962	1175	1800	75	300	
D65ZOV681RA260	X	X	X				20	Z681 - 260UL	680	860	620	620	10000	6500	962	1175	1800	100	382	
D6694ZOV681RA520	X	X					25	Z681 - 520UL	680	860	655	655	13000	9000	962	1175	1800	100	694	
D69ZOV751RA165	X	X	X				14	Z751 - 165UL	750	900	350	350	6000	4500	1062	1300	2100	50	151	
D63ZOV751RA220	X	X					18	Z751 - 220UL	750	900	540	540	7500	6000	1062	1300	2100	75	267	
D65ZOV751RA290	X	X	X				20	Z751 - 290UL	750	900	670	670	10000	6500	1062	1300	2100	100	340	
D6694ZOV751RA560	X	X					25	Z751 - 560UL	750	900	700	700	13000	9000	1062	1300	2100	100	618	
D69ZOV102RA220	X	X	X				14	Z102 - 220UL	1000	1200	510	510	6000	4500	1414	1728	2700	50	115	
D63ZOV102RA280	X	X					18	Z102 - 280UL	1000	1200	690	690	7500	6000	1414	1728	2700	75	204	
D65ZOV102RA360	X	X	X				20	Z102 - 360UL	1000	1200	860	860	10000	6500	1414	1728	2700	100	259	
D6694ZOV102RA720	X	X					25	Z102 - 720UL	1000	1200	875	875	13000	9000	1414	1728	2700	100	471	

A = UL1449      D = VDE  
 B = cUL        E = DEMKO  
 C = CSA        F =

# STANDARD SERIES

## MECHANICAL SPECIFICATIONS



Dimension	5mm	7mm	8mm	10mm	11mm	12mm	14mm	16mm	18mm	20mm	25mm
<b>MAX. D</b>	0.298"	0.354"	0.394"	0.472"	0.531"	0.590"	0.650"	0.710"	0.812"	0.905"	1.100"
<b>MAX. T</b>	0.161" - 0.313"	0.161" - 0.313"	0.204" - 0.268"	0.161" - 0.405"	0.161" - 0.212"	0.161" - 0.385"	0.161" - 0.531"	0.161" - 0.212"	0.161" - 0.531"	0.161" - 0.531"	0.161" - 0.531"
<b>MAX. H</b>	0.423"	0.479"	0.519"	0.597"	0.656"	0.715"	0.775"	0.835"	0.912"	1.030"	1.250"
<b>TYP. X</b>	0.200"	0.200"	0.200"	0.300"	0.300"	0.300"	0.300"	0.300"	0.300"	0.300"	0.500"
<b>TYP. d</b>	0.025"	0.025"	0.025"	0.032"	0.032"	0.032"	0.032"	0.032"	0.032"	0.032"	0.040"

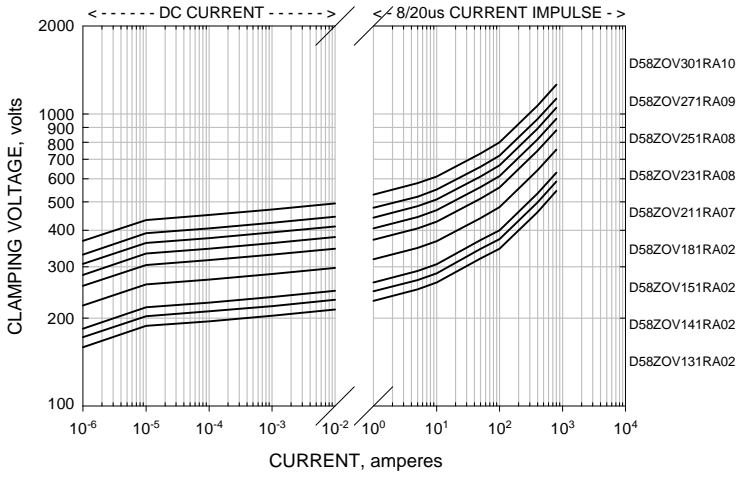
### NOTES:

1. Alternate dimensional specifications, including lead styles, for any part listed may be available upon request.
2. Specifications are subject to change. Contact Maida for specific datasheet for exact dimensions.

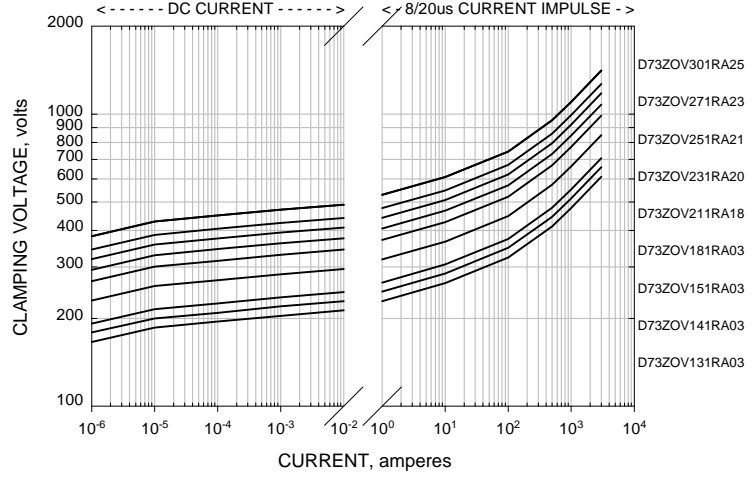
# STANDARD SERIES - TYPICAL VOLTAGE-CURRENT CURVES



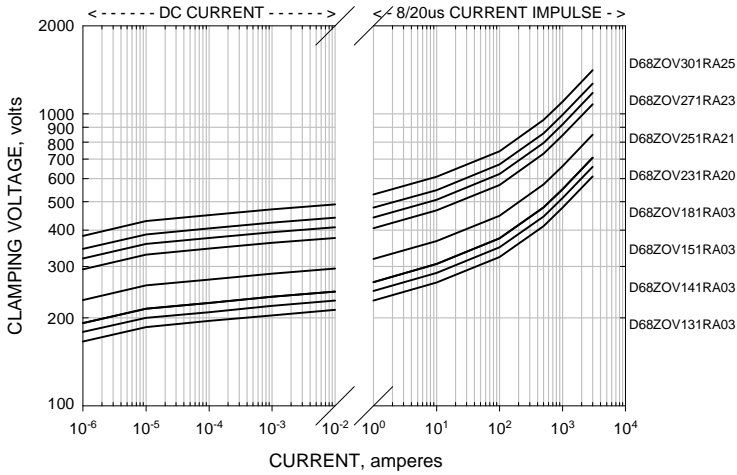
D58 (5mm) SERIES



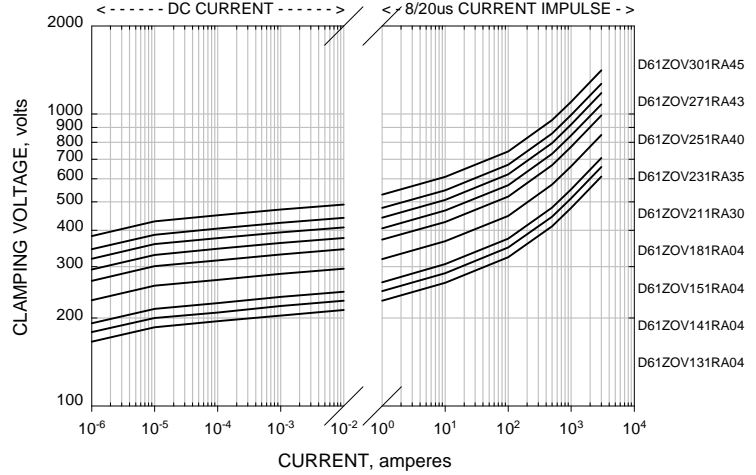
D73 (7mm) SERIES



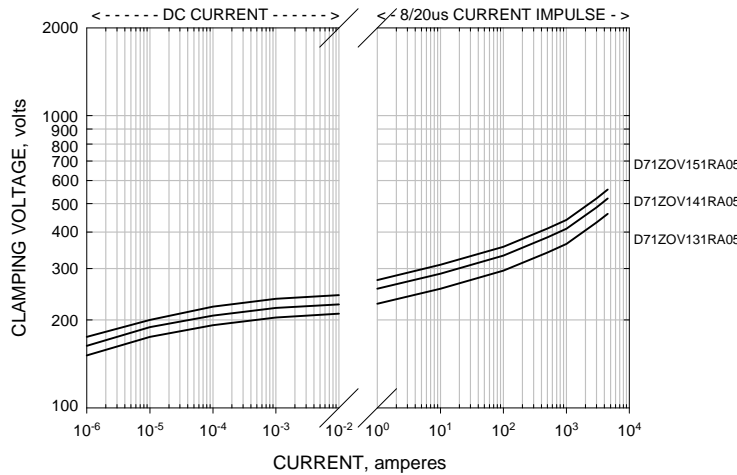
D68 (8mm) SERIES



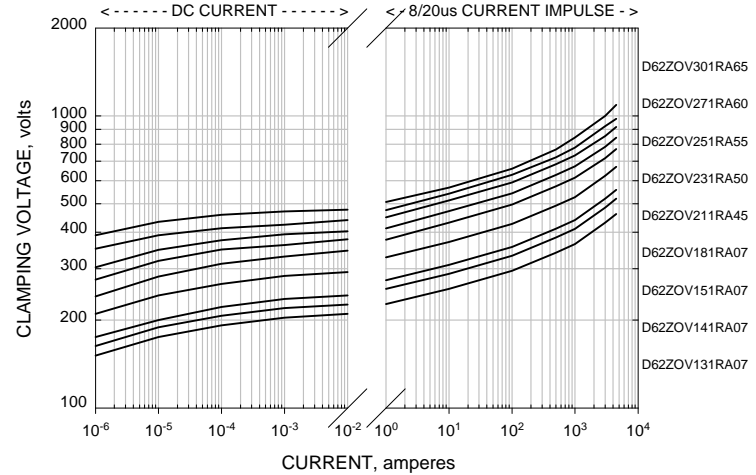
D61 (10mm) SERIES



D71 (11mm) SERIES



D62 (12mm) SERIES

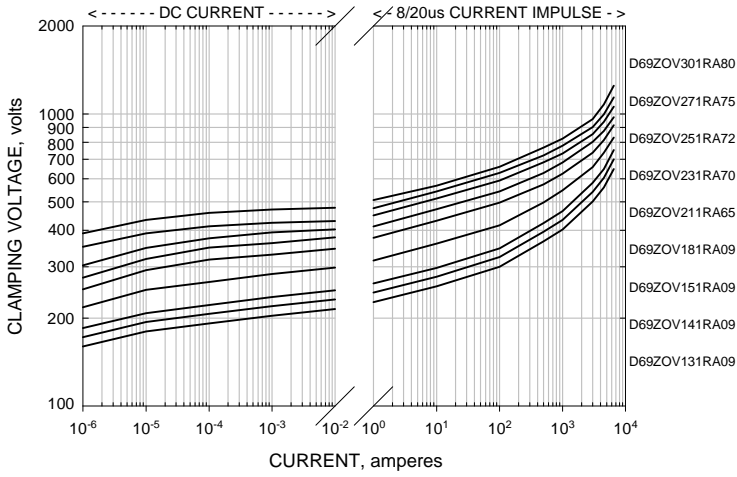


NOTE: For a more detailed V-I curve or for a voltage not listed on the graphs provided, please contact us.

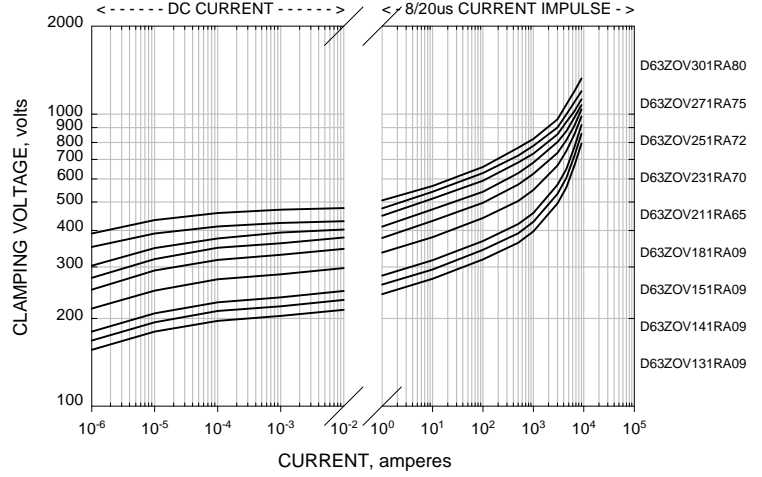
# STANDARD SERIES - TYPICAL VOLTAGE-CURRENT CURVES



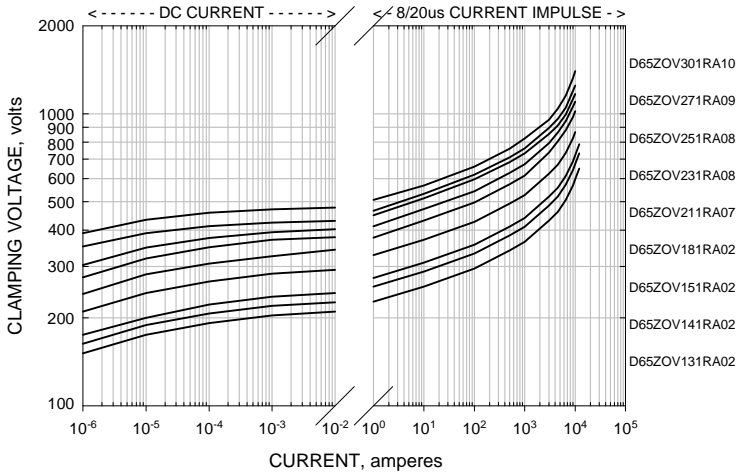
D69 (14mm) SERIES



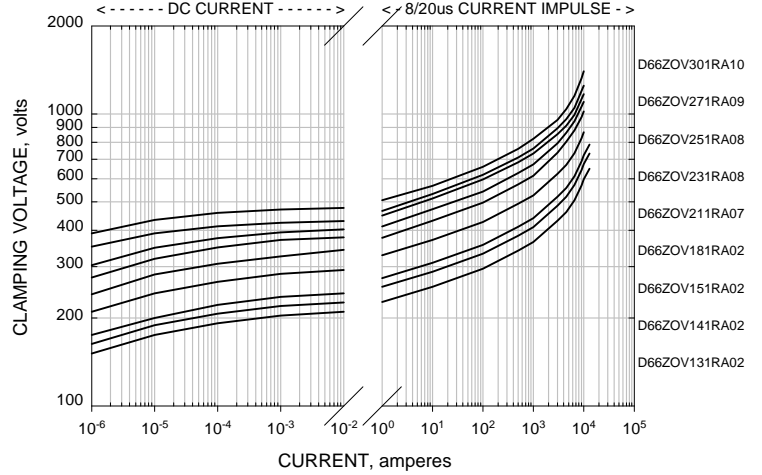
D63 (18mm) SERIES



D65 (20mm) SERIES



D66 (25mm) SERIES



NOTE: For a more detailed V-I curve or for a voltage not listed on the graphs provided, please contact us.





### LEAD CODES

The Maida Development Company prides itself on its ability to manufacture wire leaded devices to meet almost every request of its customers. The following table depicts common varieties of leads that are presently supplied. It should be noted that the dimensions (such as the X, Y, Z, height, lead length, epoxy "pant leg", wire diameter, etc.) can be modified on any the items shown to meet almost any request. Maida is also capable of supplying the various lead forms in either right-hand or left-hand configurations.

For any inquiries regarding specific lead forms please contact us.

NOTE: The images shown depict a round varistor only. However, any lead configuration can be obtained on either round or square varistors.

### TAPE & REEL

The Maida Development Company MOV's are available in Bulk, Tape & Reel, or Ammo Pack packaging formats. All Tape & Reel and Ammo Pack part numbers are designated by suffixing the Maida style number with a T followed by a 1-2 digit alphanumeric code. The codes are generally given to indicate whether the packaging is either Ammo Pack or Tape & Reel, the typical lead spacing of the varistor, the lead style, the wire gauge (or wire diameter), and the taping pitch.

Generally, through-hole varistors with a lead spacing of 0.394", or less, and a nominal disc diameter of 20mm, or less, can be taped. Larger diameters and/or lead spacing's may be offered taped; however customers should contact us for confirmation.

All SMD Series, SMV Series, Encapsulated MOV Series, and MLV Series are provided Tape & Reel. For bulk packaging please contact us.

Maida's taping specifications comply with the requirements of the EIA taping standard. Configurations are available to meet almost any request.

Detailed drawings for all taping codes are available upon request.

# COMMON LEAD CODES

